



Acquisition of Coveris Americas

Becoming a Leader in Flexible Packaging in North America

April 2, 2018



tc • TRANSCONTINENTAL

Disclaimer

This presentation has been prepared by Transcontinental Inc. ("TC Transcontinental" or the "Corporation") solely for information purposes. Recipients of this presentation may not reproduce or otherwise redistribute, in whole or in part, this presentation to any other person.

No Investment Advice

This presentation is not, and is not intended to be, an advertisement, prospectus or offering memorandum, and is made available on the express understanding that it does not contain all information that may be required to evaluate, and will not be used by readers in connection with, the purchase of or investment in any securities of any entity. This presentation accordingly should not be treated as giving investment advice and is not intended to form the basis of any investment decision. It does not, and is not intended to, constitute or form part of, and should not be construed as, any recommendation or commitment by TC Transcontinental or any of its directors, officers, employees, direct or indirect shareholders, agents, affiliates, advisors or any other person, or as an offer or invitation for the sale or purchase of, or a solicitation of an offer to purchase, subscribe for or otherwise acquire, any securities, businesses and/or assets of any entity, nor shall it or any part of it be relied upon in connection with or act as any inducement to enter into any contract or commitment or investment decision whatsoever.

Readers should not construe the contents of this presentation as legal, tax, regulatory, financial or accounting advice and are urged to consult with their own advisers in relation to such matters.

No Reliance

This presentation does not purport to be comprehensive or to contain all the information that a recipient may need in order to evaluate the transaction or entities described herein.

No representation or warranty, express or implied, is given and, so far as is permitted by law and no responsibility or liability is accepted by any person, with respect to the accuracy, fairness or completeness of this presentation or its contents or any oral or written communication in connection with the transaction or entities described herein. In particular, but without limitation, no representation or warranty is given as to the achievement or reasonableness of, and no reliance should be placed for any purpose whatsoever on any projections, targets, estimates or forecasts or any other information contained in this presentation. In providing this presentation, TC Transcontinental does not undertake any obligation to provide any additional information or to update or keep current the information contained in this presentation or any additional information or to correct any inaccuracies which may become apparent.

Non-IFRS Financial Measures

This presentation refers to financial measures that are not recognized under International Financial Reporting Standards (IFRS). A non-IFRS financial measure is a numerical indicator of a company's performance, financial position or cash flow that excludes or includes amounts, or is subject to adjustments that have the effect of excluding or including amounts, that are included or excluded in most directly comparable measures calculated and presented in accordance with IFRS. Non-IFRS measures do not have any standardized meaning under IFRS and therefore are unlikely to be comparable to similar measures presented by other companies having the same or similar businesses.

The Corporation believes these measures are useful supplemental information. The following non-IFRS measures are used by the Corporation in this presentation: EBITDA, Adjusted EBITDA, pro forma Adjusted EBITDA, adjusted net earnings per share, free cash flow per share and pro forma Net Debt to Adjusted EBITDA.

Please find below definitions of non-IFRS financial measures used by the Corporation and related to Coveris Americas in this presentation:

"EBITDA" means the operating earnings before depreciation and amortization; when used in respect of TC Transcontinental, for the fiscal year ended October 29, 2017, and when used in respect of Coveris Americas, for the fiscal year ended December 31, 2017.

"Adjusted EBITDA" means the operating earnings before depreciation and amortization as well as restructuring and other costs (gains) and impairment of assets; when used in respect of TC Transcontinental, for the fiscal year ended October 29, 2017, and when used in respect of Coveris Americas, for the fiscal year ended December 31, 2017.

"pro forma Adjusted EBITDA" means the sum of the Adjusted EBITDA including pro forma adjustments of Coveris Americas for the fiscal year ended December 31, 2017, and the Adjusted EBITDA of TC Transcontinental for the fiscal year ended October 29, 2017.

"adjusted net earnings per share" means the net earnings of TC Transcontinental before restructuring and other costs (gains) and impairment of assets, net of related income taxes, for the fiscal year ended October 29, 2017, divided by the weighted average number of issued and outstanding shares of TC Transcontinental as at the end of the fiscal year ended October 29, 2017.

"free cash flow per share" means the adjusted operating earnings of TC Transcontinental before depreciation and amortization less the sum of capital expenditures, interest paid and income taxes paid for the fiscal year ended October 29, 2017, divided by the weighted average number of issued and outstanding shares of TC Transcontinental as at the end of the fiscal year ended October 29, 2017.

"pro forma Net Debt to Adjusted EBITDA" means TC Transcontinental's projected indebtedness as of closing of the Acquisition divided by the pro forma Adjusted EBITDA.

External Information

Where this presentation quotes any information or statistics from any external source (including Coveris Americas), it should not be interpreted that the Corporation has adopted or endorsed such information or statistics as being accurate. As it relates to information provided by Coveris Americas, while the Corporation, after conducting due diligence that it believes to be a prudent level of investigation, has no reason to believe the information provided in this presentation in relation to Coveris Americas is misleading, untrue or incomplete, there are risks and uncertainties in including in this presentation information obtained from third parties, including with respect to facts or circumstances that would affect the completeness or accuracy of such information and which are unknown to the Corporation.

Caution Regarding Forward Looking Statements

This presentation contains statements that are "forward-looking statements" or "forward-looking information" within the meaning of applicable Canadian securities legislation, including those regarding the Acquisition. Forward-looking statements also include, but are not limited to, statements regarding TC Transcontinental's business objectives, expected growth, results of operations, performance and financial results, statements with respect to the expected timing and completion of the Acquisition, and statements with respect to the anticipated benefits of the Acquisition and TC Transcontinental's ability to successfully integrate Coveris Americas' business, which include, without limitation, cost saving synergies, future revenues, economic performance, economies of scale, accretive to adjusted net earnings per share, accretive to free cash flow per share, leverage post-Acquisition, management strategy and growth prospect following the Acquisition. The pro forma information set forth in this presentation should not be considered as a prediction of what the actual financial position or other results of operation of the Corporation would have necessarily been had the Acquisition been completed as, at, or for the periods stated. This presentation also contains forward-looking statements with respect to the indebtedness to be incurred under the existing credit facilities and new committed credit facilities and the aggregate Purchase Price payable in connection with the Acquisition of Coveris Americas. Forward-looking statements typically use the conditional, as well as words such as prospect, believe, estimate, forecast, synergies, project, expect, anticipate, plan, may, should, could and would, or the negative of these terms, variations thereof or similar terminology as they relate to TC Transcontinental, Coveris Americas or the combined entity following the Acquisition. Forward-looking statements also include any other statements that do not refer to historical facts.

These forward-looking statements are used to assist readers in obtaining a better understanding of TC Transcontinental's business, current objectives, strategic priorities, expectations and plans, including following the Acquisition, and may not be appropriate for other purposes. By their very nature, forward-looking statements are based on assumptions and involve inherent risks and uncertainties, both general and specific in nature. It is therefore possible that the forecasts, projections and other forward-looking statements will not be achieved or will prove to be inaccurate. Although TC Transcontinental believes that the expectations, opinions, projections and comments reflected in these forward-looking statements are reasonable and appropriate, it can give no assurance that such statements will prove to be correct. The assumptions generally used by TC Transcontinental in making forward-looking statements are included in TC Transcontinental's Management's Discussion and Analysis (the "Annual MD&A") for the financial year ended October 29, 2017 available under the Corporation's profile on SEDAR at www.sedar.com. In relation to the Acquisition, TC Transcontinental makes the following material assumptions, without limitation: availability of capital resources, performance of operating facilities, strength of market conditions, customer demand and satisfaction of customary closing conditions, including antitrust approvals. If these assumptions are inaccurate, TC Transcontinental's or the combined entity's actual results could differ materially from those expressed or implied in such forward-looking statements.

TC Transcontinental cautions readers against placing undue reliance on forward-looking statements when making decisions, as the actual results could differ considerably from the opinions, plans, projections, objectives, expectations, forecasts, estimates and intentions expressed in such forward-looking statements due to various risk factors. These risk factors include, but are not limited to: the possible failure to realize anticipated benefits of the Acquisition or to achieve the full amount of anticipated cost saving synergies, failure to close the Acquisition, changes in the terms of the Acquisition, increased indebtedness, transitional risks, Acquisition integration related risks, loss of certain key personnel of Coveris Americas, potential undisclosed costs or liabilities associated with the Acquisition, the information provided by Coveris Americas not being accurate or complete, changes in interest rates, inflation levels and general economic conditions, legislative and regulatory developments and changes in competition.

TC Transcontinental further cautions that the foregoing list of factors is not exhaustive. For more information on the risks, uncertainties and assumptions that would cause TC Transcontinental's actual results to differ from current expectations, please also refer to the main risks, uncertainties and factors described in the Annual MD&A and in the Revised Annual Information Form of TC Transcontinental for the fiscal year ended October 29, 2017, which have been updated in the Management's Discussion and Analysis for TC Transcontinental's first quarter ended January 28, 2018, as well as to other public filings available under TC Transcontinental's profile on SEDAR at www.sedar.com.

The forward-looking statements contained in this presentation are expressly qualified in their entirety by the foregoing cautionary statements. The forward-looking statements contained herein reflect TC Transcontinental's expectations and beliefs as at the date hereof, and are subject to change after this date. TC Transcontinental does not undertake to update any forward-looking statements, whether oral or written, made by it or on its behalf, except to the extent required by applicable Canadian securities legislation or regulation. All subsequent forward-looking statements made by TC Transcontinental or any of its directors, officers or employees or any persons authorized to be acting on their behalf, whether written or oral, are expressly qualified in their entirety by the foregoing cautionary statements.

Financial outlook information contained in this presentation about prospective results of operations, financial position or cash flows is based on assumptions about future events, including economic conditions and proposed courses of action, and based on management's assessment of the relevant information available as of the date of this presentation. Readers are cautioned that such financial outlook information contained in this presentation should not be used for the purposes other than for which it is disclosed herein or therein, as the case may be.

Unless indicated otherwise, all amounts presented are in million of Canadian dollars.

Financial Considerations of the Transaction

Transaction

- ▶ Definitive agreement to purchase Coveris Americas, a subsidiary of Coveris Holdings S.A., for US\$1.32 billion
- ▶ Purchase price multiple of 10.3x Adjusted EBITDA of Coveris Americas before cost saving synergies or 8.9x post-synergies

Financial Impact

- ▶ Coveris Americas generated revenues of US\$966 million and Adjusted EBITDA of US\$128 million for the fiscal year ended December 31, 2017
- ▶ Packaging division to represent 48% and 37% of TC Transcontinental's 2017 pro forma revenues and pro forma Adjusted EBITDA, respectively
- ▶ Immediately accretive to adjusted net earnings¹ per share and free cash flow per share before cost saving synergies
- ▶ Annual cost saving synergies estimated at ~US\$20 million to be achieved over a 24-month period after closing of the Acquisition

Fully Committed Financing

- ▶ Acquisition financed through a combination of:
 - Cash on hand
 - Funds drawn from fully-committed new term debt and existing credit facilities
- ▶ Pro forma Net Debt to Adjusted EBITDA is expected to be 3.2x at the closing of the Acquisition and to decline close to 2.0x by the end of fiscal year 2020

Closing

- ▶ Transaction is subject to customary closing conditions, including regulatory approvals
- ▶ Transaction expected to close in TC Transcontinental's third quarter of fiscal 2018

Note: Financial figures of Coveris Americas based on the fiscal year ended December 31, 2017. Financial figures of TC Transcontinental based on the fiscal year ended October 29, 2017.

1. Exclude amortization of transaction-related intangibles.

Coveris Americas at a Glance



US\$966 million

Revenues for the fiscal year ended
December 31, 2017

US\$128 million

Adjusted EBITDA for the fiscal year ended
December 31, 2017

Extensive Footprint

- ▶ 21 Facilities with over 3,100 Employees
- ▶ Close to US\$140 Million Invested in the Last Three Years to Modernize Platform

Leadership Position

Across a Broad Range of Growing End Markets

Protected Margins

Majority of Material Customer Contracts Includes
Structural Raw Materials Pass-Through Provisions

3,500 Customers

Broad Customer Portfolio with Long-Standing
Relationships

**Leading integrated flexible packaging manufacturer of
barrier films, pouches, multi-wall bags and coatings**

Compelling Acquisition Rationale



Positions TC Transcontinental among the top ten flexible packaging converters in North America



Provides TC Transcontinental with a strong position across a broad range of flexible packaging's growing end markets



Expands TC Transcontinental's product offering with best-in-class capabilities and greater film manufacturing capabilities



Enhances TC Transcontinental's relationships with large, market leading customers



Provides an integrated flexible packaging platform leading to potential economies of scale



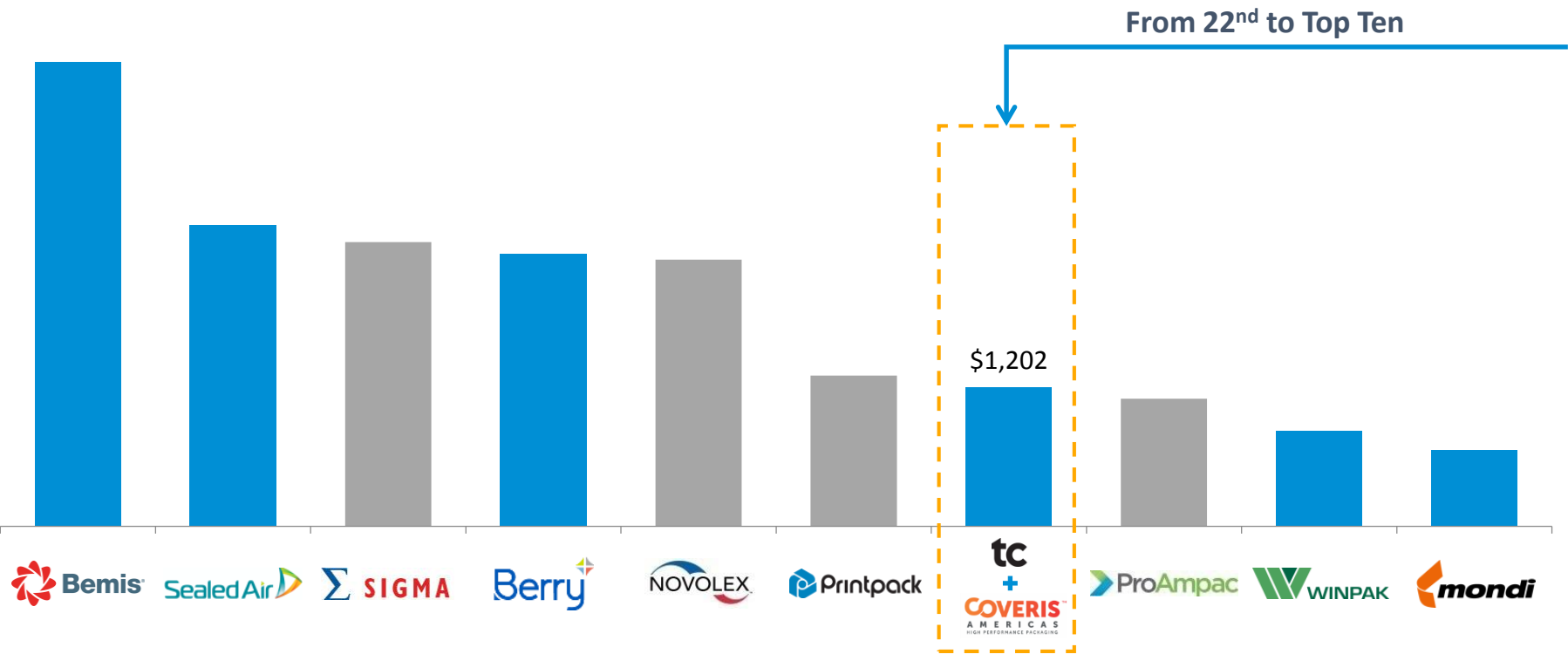
Immediately accretive to adjusted net earnings¹ per share and free cash flow per share before cost saving synergies

1. Exclude amortization of transaction-related intangibles.

Positions TC Transcontinental among the Top 10 Flexible Packaging Converters in North America

Top 10 North American Flexible Packaging Converters¹

(US\$ million)



Legend

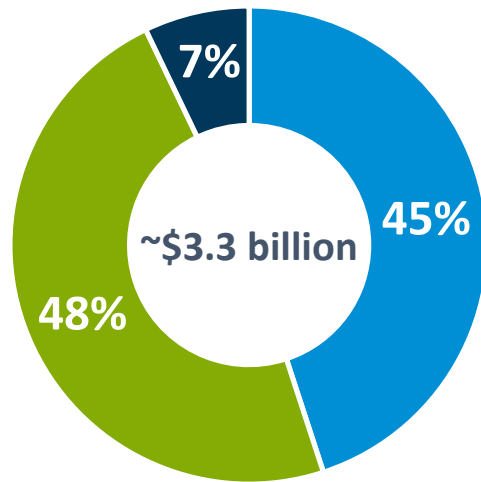
Public Private

Source: Flexible Packaging Magazine.
Note: Financial figures of TC Transcontinental in fiscal year 2017 translated at an average CAD/USD exchange rate of 1.3142 for the period beginning November 1, 2016 and ending October 29, 2017.
1. Rankings for peers based on 2017 Top 25 Converters.

Scaling of Flexible Packaging Platform

Pro Forma Revenues

2017¹



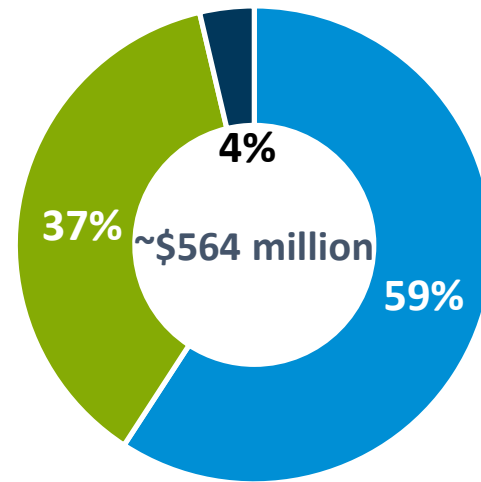
Packaging represented 15% of TC Transcontinental's standalone revenues in 2017

Legend

■ Printing ■ Packaging ■ Media

Pro Forma Adjusted EBITDA

2017¹

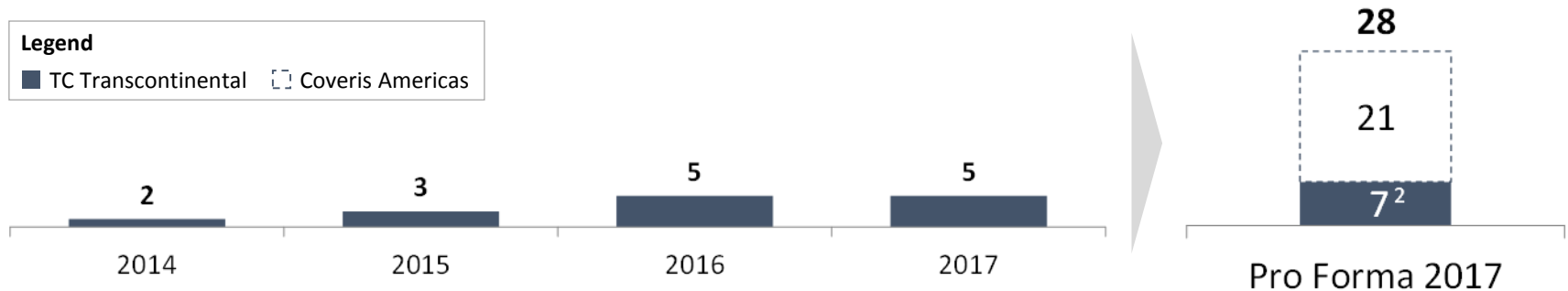


Packaging represented 11% of TC Transcontinental's standalone Adjusted EBITDA in 2017

Flexible Packaging Facilities

Legend

■ TC Transcontinental □ Coveris Americas









Note: Financials of Coveris Americas in fiscal year 2017 translated at an average CAD/USD exchange rate of 1.3031 for the period beginning January 1 and ending December 31, 2017.

1. Management fees of the Printing and Packaging Sector and unallocated corporate management fees have been allocated to the Printing division.

2. Including the acquired facility from Flexipak Industries Inc. announced on November 1, 2017 and the acquired facility from Multifilm Packaging Corporation announced on March 7, 2018.

Comprehensive Product Offering

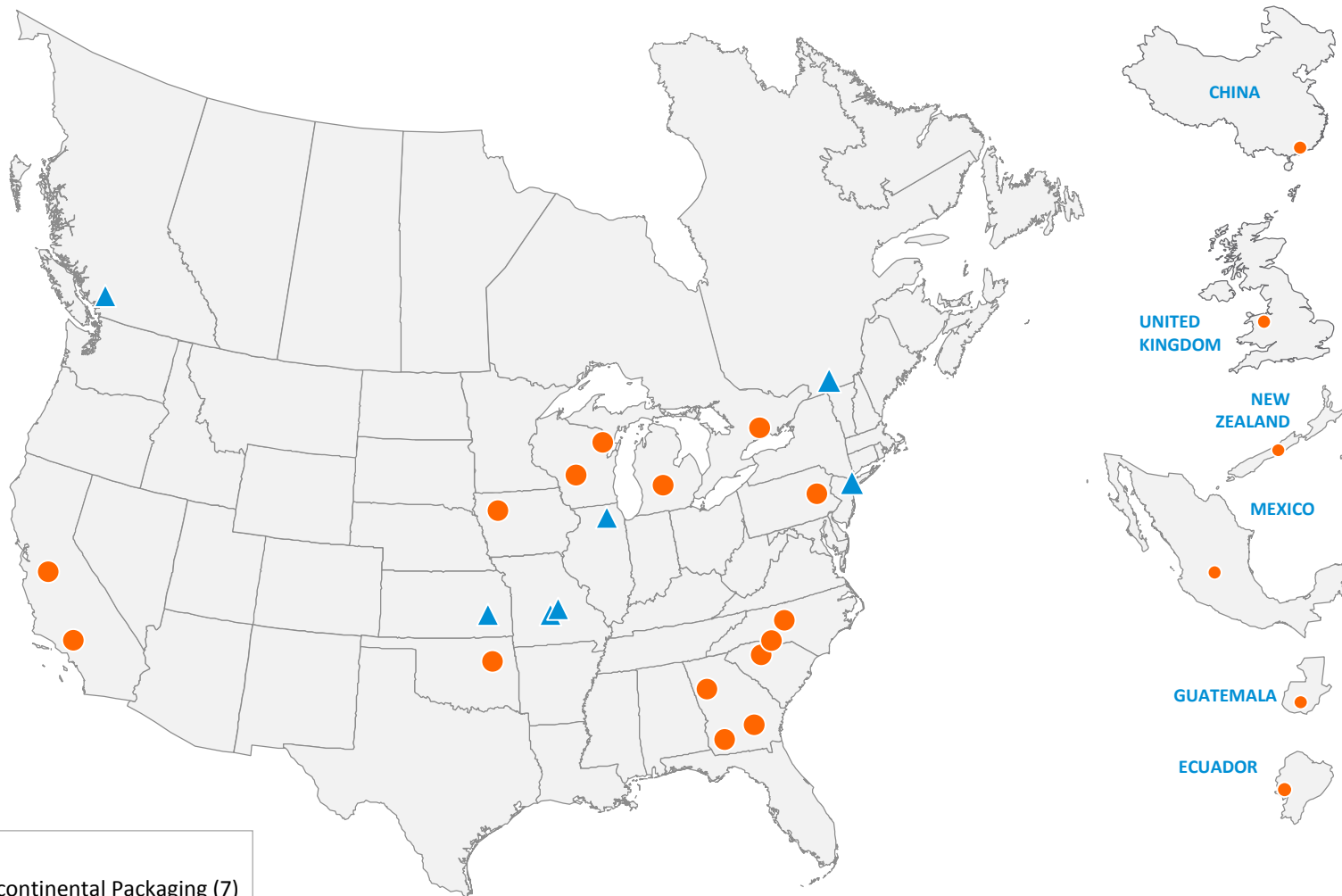
	Types	Markets	Products
Shrink Bags and Thermoforming Films	<ul style="list-style-type: none"> Vacuum shrink and frozen bags Co-ex forming films 	<ul style="list-style-type: none"> Fresh meats Processed meats Cheese 	
Films and Laminations	<ul style="list-style-type: none"> Shrink films and sleeves Form, fill and seal (FFS) Roll stock 	<ul style="list-style-type: none"> Beverage multi-packs Cheese Household products Industrial materials Food 	
Plastic Bags and Pouches	<ul style="list-style-type: none"> Flat bottom Seal/open mouth Side weld 	<ul style="list-style-type: none"> Pet food Lawn and garden Household and personal care 	
Multi-Wall Paper and Composite Bags/Sacks	<ul style="list-style-type: none"> Pasted valve (paper) Pinch/SOS (paper) Pinch/WPP (Comp) ADSL valve 	<ul style="list-style-type: none"> Pet food Dry milk Chemical ingredients Food and agriculture Building materials 	
Fruit Bags and Packaging	<ul style="list-style-type: none"> Banana tree bags Banana packaging Box liners 	<ul style="list-style-type: none"> Bananas Other fruits and vegetables 	
Outdoor Films and Wraps	<ul style="list-style-type: none"> Silage/waste wrap Mulch films Greenhouse films 	<ul style="list-style-type: none"> Crop protection Greenhouse covers Waste transportation 	

Expands Portfolio Across Attractive End Markets

	Alignment with TC	Highlights of Acquired Business
Dairy	Complementary Operations	<ul style="list-style-type: none"> • Strong capability in extrusion lamination • Complements TC Transcontinental's existing offering in the dairy vertical
Pet Food	Complementary Operations	<ul style="list-style-type: none"> • Attractive assets in high-growth end market • A top player in pet food packaging in North America with both paper and plastic offering
Consumer	Complementary Operations	<ul style="list-style-type: none"> • A leader in multiple sub-markets • Attractive assets with good complementarity to TC Transcontinental's packaging business
Agriculture	New End Market	<ul style="list-style-type: none"> • Well-positioned in an attractive market with strong growth • A leading manufacturer of banana tree bags • Good crop protection technology
Protein	New End Market	<ul style="list-style-type: none"> • Entry point into key protein market with state-of-the-art technology • Strong asset base to compete in this vertical
Beverages	New End Market	<ul style="list-style-type: none"> • A leader in North American printed beverage shrink films • High quality products in above market growth sub-segment
Performance Packaging	New End Market	<ul style="list-style-type: none"> • Includes plastic and paper packaging products • Top player in insulation, salt and chemicals
Advanced Coatings	New End Market	<ul style="list-style-type: none"> • A leader in custom coating • Technical coating technologies for film used in medical, digital media and electronics

Provides an Integrated Platform Leading to Potential Economies of Scale

- Acquisition of 21 well-invested facilities, namely in the Americas, the United Kingdom and Australasia



Legend

- ▲ TC Transcontinental Packaging (7)
- Coveris Americas (21)

Scaling Opportunity of Film Manufacturing

- ▶ Acquisition of a strong expertise in technical films production that enables insourcing of film manufacturing
 - Significant high-end blown extrusion capacity for multi-layer barrier film (up to 11 layers)
 - Extensive extrusion lamination capabilities
 - Cast extrusion capabilities
- ▶ These capabilities will lead to
 - Cost competitiveness
 - Competitive differentiation
 - Product development
 - Innovation of sealant technology



Vertical integration of film manufacturing is a key differentiation factor

Unlocks Important Cost Saving Synergies

- ▶ Value creation to be enhanced by important cost saving synergies to be realized over the first 24 months following the closing of the Acquisition

Economies of Scale

- ▶ Procurement of raw materials

Sharing of Best Practices & Integration

- ▶ Vertical integration of film manufacturing
- ▶ Insourcing of pre-press and plate making operations

Cost saving synergies estimated at US\$20 million

Conclusion



Accelerates TC Transcontinental's transformation into a diversified print, packaging and media company



Positions TC Transcontinental amongst the top ten flexible packaging converters in North America with greater film manufacturing capabilities



Opportunity for TC Transcontinental to leverage its current platform with well-invested assets



Well-positioned to be a consolidator of choice in the flexible packaging sector

Appendix: Financials

Table of reconciliation of certain non-IFRS financial measures used by the Corporation and Coveris Americas herein:

<i>Reconciliation of Operating earnings to Adjusted EBITDA Year ended October 29, 2017</i>	Coveris Americas Year ended		Pro Forma Financial Information Year ended October 29, 2017	
	Transcontinental Year ended October 29, 2017 (in millions of CAD)	December 31, 2017 (in millions of USD)	December 31, 2017 (in millions of CAD) ⁽¹⁾	(in millions of CAD) ⁽²⁾
<i>Operating earnings.....</i>	302.0	68.2	88.9	365.7
<i>Restructuring and other costs (gains)</i>	(13.6)	5.3	6.9	(11.2)
<i>Impairment of assets</i>	4.9	0.3	0.4	4.9
<i>Adjusted operating earnings.....</i>	293.3	73.8	96.2	359.4
<i>Depreciation and amortization</i>	103.4	54.8 ⁽³⁾	71.4	204.9
<i>Adjusted EBITDA</i>	396.7	128.6	167.6	564.3

(1) Translated at an average exchange rate of \$1.3031 / US \$1 for the year ended December 31, 2017.

(2) Includes pro forma adjustments not shown in this table.

(3) Includes US\$1.6 million IT amortization recharge from an affiliated Company.

